



# WINDEA four

## WIND FARM SERVICE VESSEL

### GENERAL

<b>Name:</b>	Windea four
<b>Flag:</b>	German
<b>Homeport:</b>	Borkum
<b>Class built:</b>	Bureau Vertias
<b>Length o.a.:</b>	27,5 m
<b>Load Line</b>	
<b>Length:</b>	23,8 m
<b>Max. Beam:</b>	8,9 m
<b>Max. Draught:</b>	1,6 m
<b>Max. Speed:</b>	32 kn
<b>Service Speed:</b>	26 kn
<b>Deadweight:</b>	30 t
<b>GT/NT:</b>	219 / 65
<b>Cargo:</b>	2 x 10" or 1 x 20" Container Fwd, 1 x 10" or 1 x 20" Container Aft
<b>Cargo Deck Area:</b>	81m <sup>2</sup> Fwd 31m <sup>2</sup> Aft
<b>Deck Loading Cap.:</b>	2 t/m <sup>2</sup>
<b>Crew:</b>	4
<b>Passengers:</b>	24

### TECHNICAL SPECIFICATIONS

<b>Main Engines:</b>	4x Scania D16 076M (662 kW @ 2300 RPM)
<b>WaterJets:</b>	4 x Hamilton HM 521
<b>Stabilizer:</b>	Humphree Interceptors
<b>Generator:</b>	2 x Cummins Onan 27 ekW
<b>Deck Crane:</b>	1 x Palfinger PK 23500 (2.350 kg @ 8,0m)
<b>Fuel Oil:</b>	35.000 ltr
<b>Fresh Water:</b>	3.000 ltr
<b>Black Water:</b>	1.500 ltr
<b>Seats:</b>	Beurteaux 300 series Executive recliners c/w calf rests and foldout single leaf food trays and seatbelts. Entertainment System: 3 x 32" LED Flat Screens / DVD Player / Audiosystem

### NAVIGATION & RADIO EQUIPMENT


- 2 Radars JRC JMA 5212 4BB ( ARPA)
- Echosounder JMC F-3000W 50khz 1kW
- AP70 Autopilot IMO Pack Analog
- Hemisphere V103 Satellite Compass
- Furuno GP-170 GPS
- Transas 1000 ECDIS
- GMDSS DSC MF/HF Radio Furuno FS1575
- 2 x Furuno GMDSS VHF Radio with DSC
- 3 x McMurdo R5 GMDSS portable VHF Radio
- EPIRB: McMurdo E5 Smartfinder
- SART: McMurdo S4 9GHz Transponder
- AIS: CAMINO-701
- Navtex: Furuno NX-700A
- Magnetic Compass: Ritchie FM 201
- Sea Marshall SARfinder 1003-WF-MK3
- Radar Reflectors: Echomax Em230BR

**Other:** Fuel transfer system, Rescue Star, WiFi

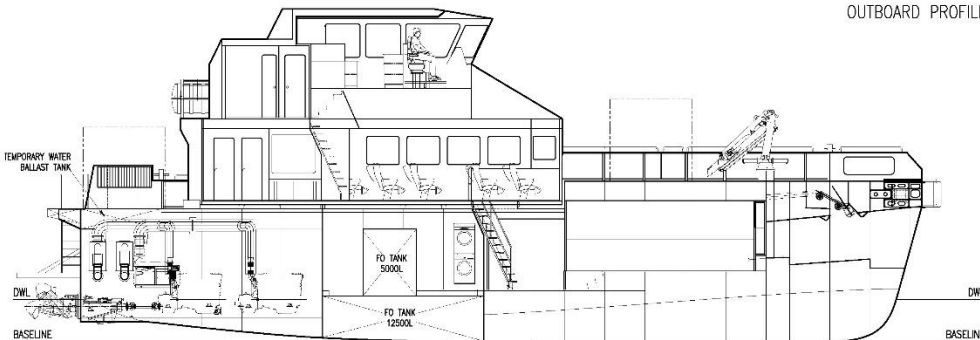
# WINDEA four



OUTBOARD PROFILE

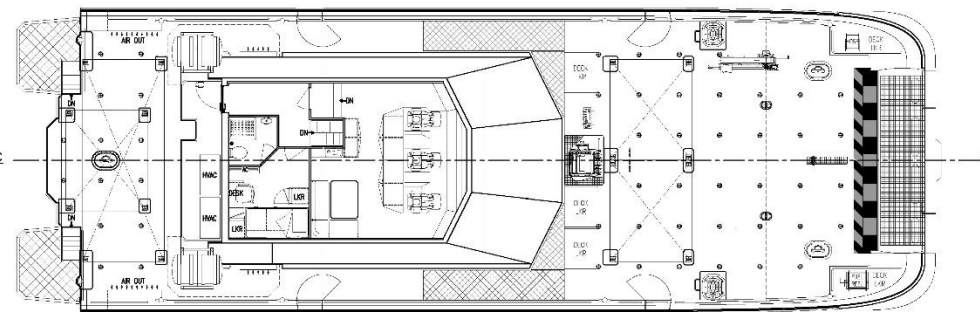


VIEW ON BOW



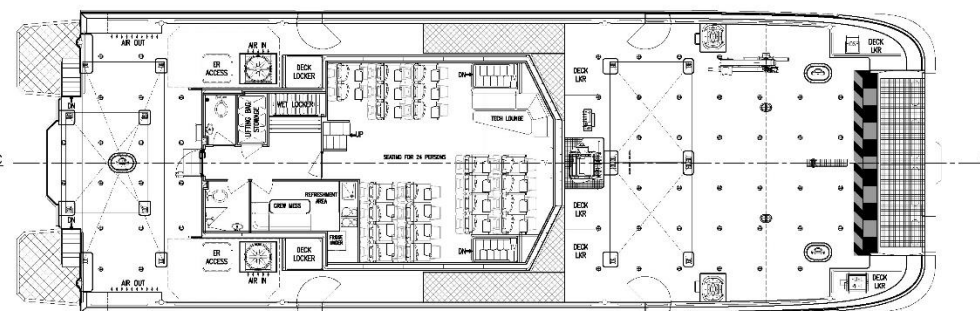
INBOARD PROFILE

FR.0	FR.1	FR.2	FR.3	FR.4	FR.5	FR.6	FR.7	FR.8	FR.9	FR.10	FR.11	FR.12	FR.13	FR.14	FR.15	FR.16	FR.17	FR.18	FR.19	FR.20	FR.21
TRANSOM	1200	2400	3600	4800	6000	7200	8400	9600	10800	12000	13200	14400	15600	16800	18000	19200	20400	21100	22300	23500	24700



PLAN VIEW BRIDGE

FR.0	FR.1	FR.2	FR.3	FR.4	FR.5	FR.6	FR.7	FR.8	FR.9	FR.10	FR.11	FR.12	FR.13	FR.14	FR.15	FR.16	FR.17	FR.18	FR.19	FR.20	FR.21
TRANSOM	1200	2400	3600	4800	6000	7200	8400	9600	10800	12000	13200	14400	15600	16800	18000	19200	20400	21100	22300	23500	24700



PLAN VIEW ON MAIN DECK

FR.0	FR.1	FR.2	FR.3	FR.4	FR.5	FR.6	FR.7	FR.8	FR.9	FR.10	FR.11	FR.12	FR.13	FR.14	FR.15	FR.16	FR.17	FR.18	FR.19	FR.20	FR.21
TRANSOM	1200	2400	3600	4800	6000	7200	8400	9600	10800	12000	13200	14400	15600	16800	18000	19200	20400	21100	22300	23500	24700

## PRINCIPAL PARTICULARS

LENGTH OVERALL:	27.5 m
LOAD LINE LENGTH:	23.8 m
LENGTH WATERLINE (DESIGN):	24.3 m
MAXIMUM MOULDED BEAM:	8.9 m
BEAM DEMIHULL CL - DEMIHULL CL:	5.95 m
HULL DESIGN DRAFT:	1.3 m
HULL SCANTLING DRAFT:	1.6 m
FUEL:	35000 L
FRESH WATER:	3000 L
BLACK WATER:	1500 L
PASSENGER CAPACITY:	24 OFFSHORE SERVICE / INDUSTRIAL PERSONNEL OF WHICH 12 CAN BE PASSENGERS
CLASS:	LR&100A1, SSC, WORKBOAT, CATAMARAN, HSC, G3 MCH
MAX DEADWEIGHT:	30t
AFT CARGO AREA:	31m²
FWD CARGO AREA:	81m²
DECK LOADING:	2t/m²
BALLAST TANK:	2500 L

## MACHINERY / PERFORMANCE

MAIN ENGINES:	4x SCANIA D116 077M 862 kW @ 2300 rpm
WATERJETS:	4x HAMILTON HM521
SPEED @ 100%MCR 10t DWT :	28.0 knts
SPEED @ 85%MCR 10t DWT :	26.0 knts



EMO provides all required maritime services related to the construction and the maintenance of an offshore wind farm, from a single source.

Our Services are structured within three main sectors:

>> MARITIME SERVICES

- CREW TRANSFER, GUARD & SAFETY VESSELS
- SHIP MANAGEMENT
- CHARTER MANAGEMENT
- COORDINATION SERVICES
  - » AUDITS & SURVEYS
  - » HSE COORDINATION
  - » CONSULTING
- EMS MARITIME OFFSHORE CREWING

>> TECHNICAL & ENGINEERING SERVICES

- TECHNICAL MANAGEMENT
- PROJECT MANAGEMENT
- SUPERVISION OF NEW- AND REBUILDING
- DESIGN & CONSULTING

>> PORT & LOGISTICS SERVICES

- OWN PORT INFRASTRUCTURE
- STORAGE AND WAREHOUSING
- AGENCY SERVICES
- LOCATION ADVICE & PROJECT MANAGEMENT
- TRANSPORT ON- AND OFFSHORE
- FULL SUPPLY CHAIN MANAGEMENT
- CARGO AND SUPPLY RUNS

Due to our experiences in guard duties, crew transfers, marine coordination and on-/offshore logistics we can offer you services which are able to match all requirements of your project.

To match national and international standards, the *EMO* is certified according [ISO 9001](#) and [ISO 14001](#).